


Abmessungen Mulden

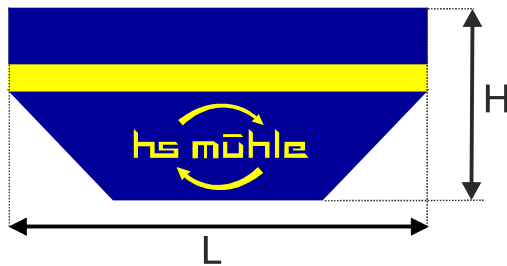


1,5m³ Minimulde (MM)

L 250 cm
B 145 cm
H 60 cm
LK 20 cm

4m³ Mulde

L 350 cm
B 171 cm
H 95 cm
LK 95 cm

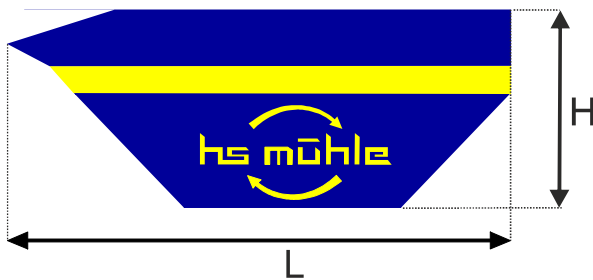


3m³ Minimulde (MM)

L 250 cm
B 145 cm
H 120 cm
LK 60 cm

6m³ Mulde

L 350 cm
B 171 cm
H 160 cm
LK 95 cm




6m³ Schnabelmulde

L 405 cm
B 171 cm
H 170 cm
LK 145 cm

10m³ Mulde

L 425 cm
B 185 cm
H 175 cm
LK 120 cm




6m³ Deckelmulde (DM)

L 350 cm
B 171 cm
H 150 cm
LK 95 cm

10m³ Deckelmulde (DM)

L 420 cm
B 180 cm
H 200 cm
LK 130 cm



8m³ Flachmulde (FM)

L 500 cm
B 195 cm
H 105 cm
LK 25 cm

L = Länge
B = Breite
H = Höhe
LK = Ladekante


Massabweichungen vorbehalten

ENTSORGUNGSHOTLINE 052 3 200 100


Abmessungen Container



10m³ Schuttabroller	
L	635 cm
B	250 cm
H	105 cm
LK	25 cm



26m³ Container *	
L	635 cm
B	250 cm
H	200 cm
LK	25 cm



40m³ Container *	
L	710 cm
B	250 cm
H	255 cm
LK	25 cm

L = Länge
B = Breite
H = Höhe
LK = Ladekante

Massabweichungen vorbehalten
* auch als Dachcontainer (DC) erhältlich

ENTSORGUNGSHOTLINE 052 3 200 100